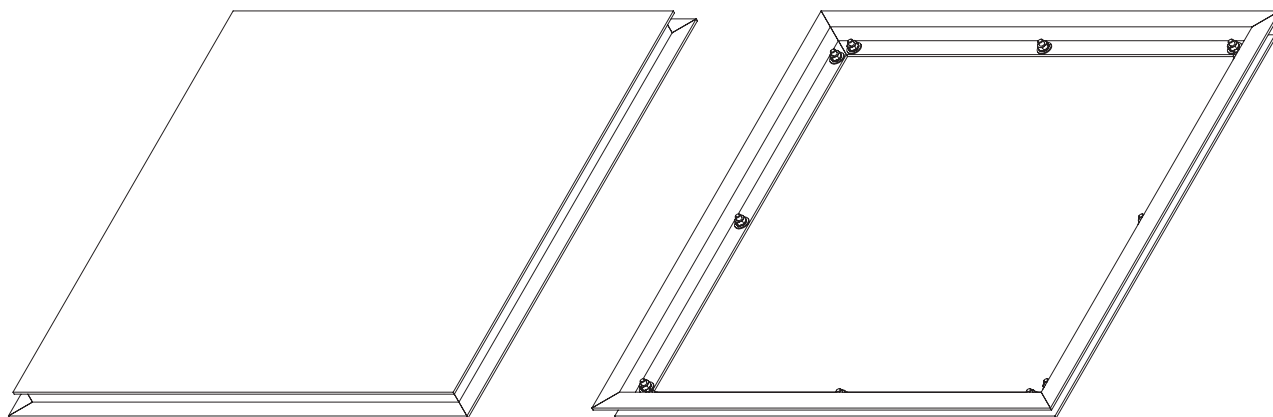


## MAP Serie Data sheet MAP-01

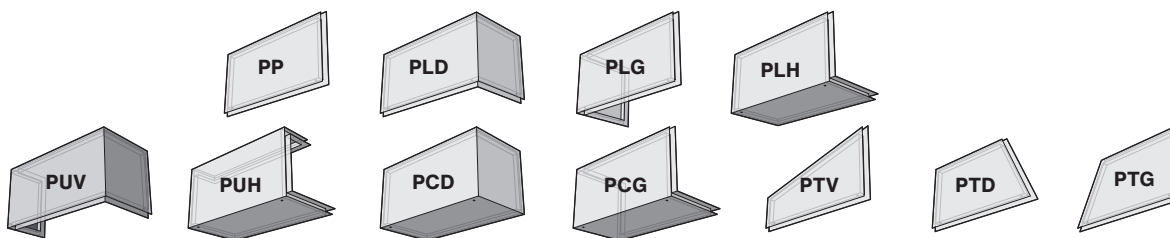
# Siding panel for drained and back ventilated rainscreen systems

MAP-01 is an architectural panel made out of durable premium aluminum, and recognized for its floating appearance thanks to its concealed fasteners.

### ISOMETRIC VIEW



### STANDARD FOLDS



› Custom shapes and folds are available upon request.

## General Specifications

### SPECIFICATIONS

- Quick installation.
- Non-combustible panels.
- Durable and fully recyclable once it reaches the end of its useful life.
- Eco-friendly (solvent free) powder coating providing more stable and resistant colours over time.

### PERFORMANCE CRITERIA

- Maximum perimeter extrusion deflection under service loads is limited to  $L/180$ .
- Maximum panel deflection under service loads is limited to  $L/60$ .

### MATERIAL

- 5000 series aluminum panel, 3.2 mm (0.125") thick.
- 6000 series aluminum perimeter extrusions, 3.2 mm (0.125") thick.

### FINISH/COLOUR

- Electrostatic powder coating in accordance with AAMA 2604, and 2605 standards.
- Colour at the customer's choice.

### USAGE

- Outdoor use as exterior wall siding.\*†
- Indoor use as decorative panels.

\*To use these panels in a rainscreen system, the backing wall must be designed according to local building codes and standards in force by a competent building envelope professional.

† For buildings of 20 m (65'-6") or less in height with static wind pressures of 1.25 kPa (26 psf) or less. For buildings taller than 20m, an engineer must approve the strength of the panel substructure.

For any other application, contact Maibec's technical service.

## MAP Serie

### Data sheet MAP-01 (continued)

## Technical Specifications

#### DIMENSIONS

- Rectangular panels between 114.3 mm x 304.8 mm (4.5" x 12") and 1473.2 mm x 3606.8 mm (58" x 142").
- Square panels between 152.4 mm x 152.4 mm (6" x 6") and 1473.2 mm x 1473.2 mm (58" x 58").
- Relief: 25.4 mm (1").
- Joints: 22.2 mm (0.875").

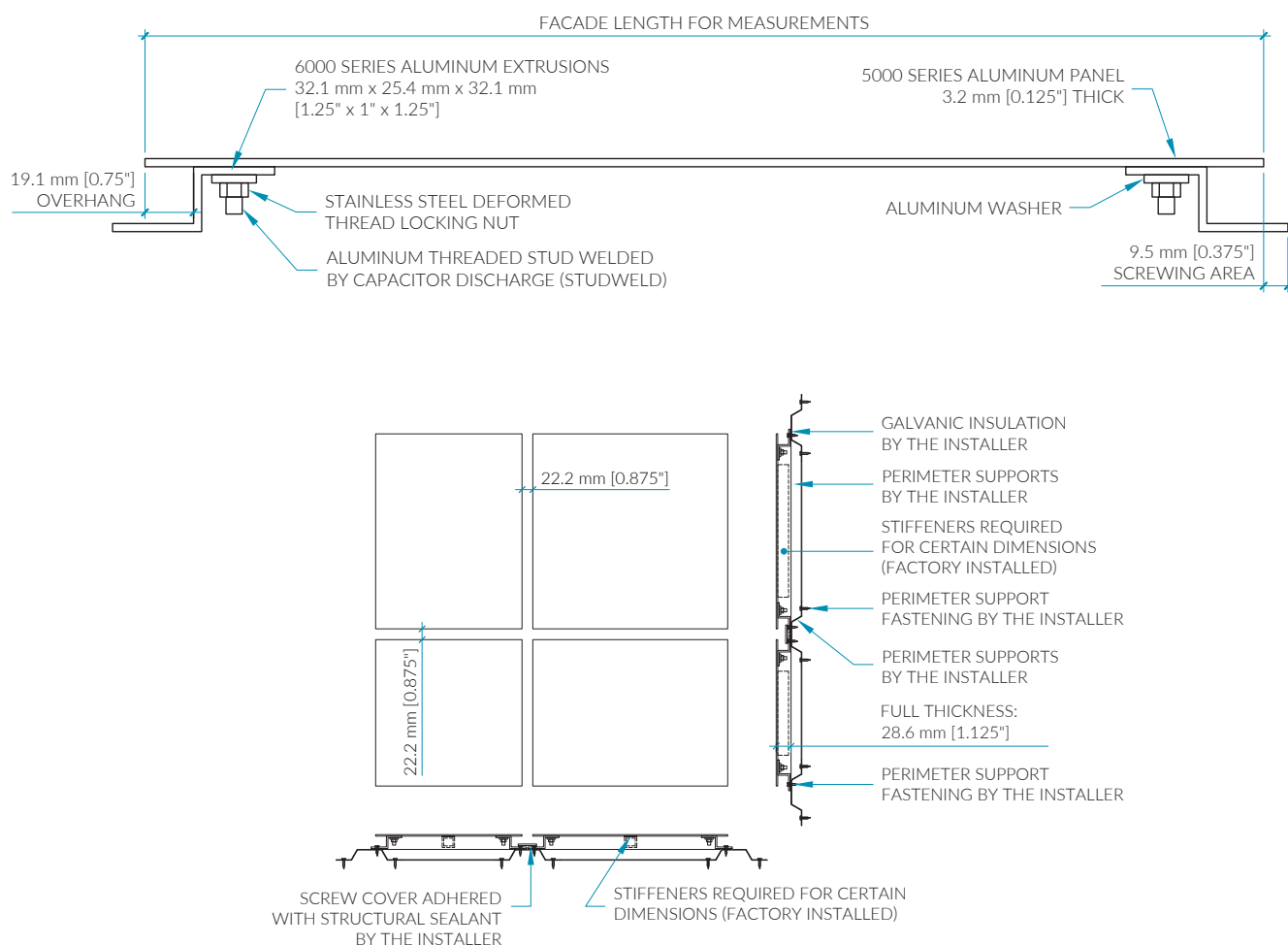
#### TOLERANCES

- $\pm 1.6$  mm ( $\pm 0.063$ ") for extrusion positioning.
- $\pm 0.79$  mm ( $\pm 0.031$ ") for panel dimensions.

#### INSTALLATION

- The installer is responsible for sizing perimeter supports and their fasteners.
- He is also responsible for choosing minimum spacing and sizing of the panel fasteners.

## Technical Details



► All information contained in this data sheet is the sole property of Maibec.  
Any reproduction in whole or in part without Maibec's written permission is prohibited.