

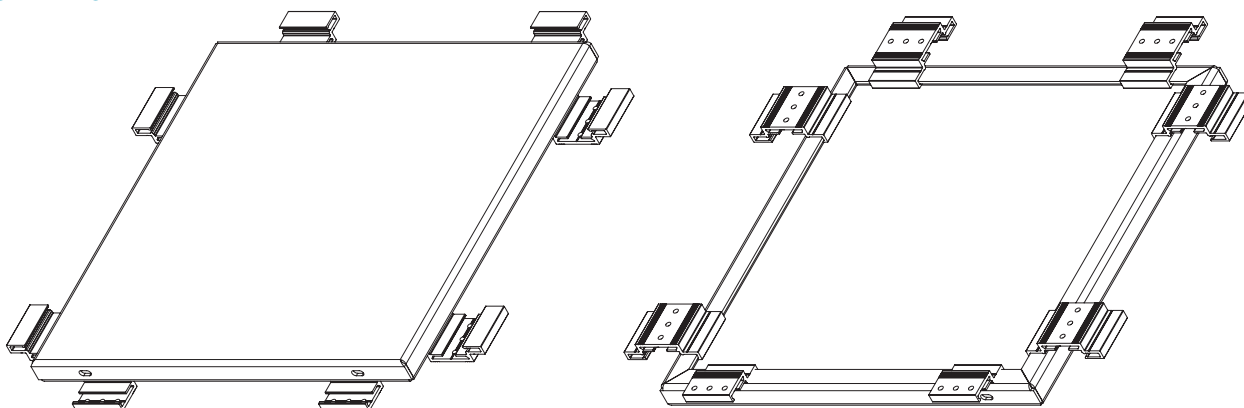
## MAP Serie

Data sheet MAP-02 | 3.2 mm

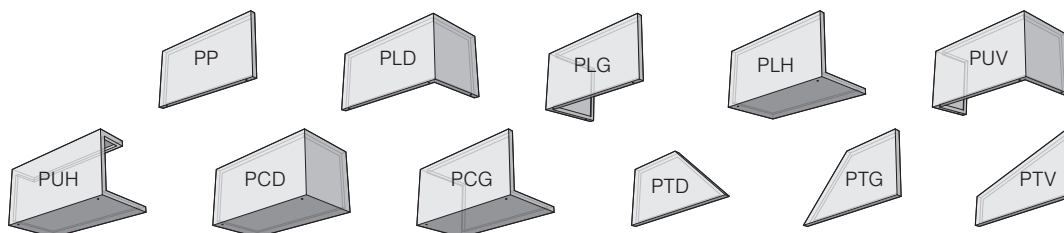
# Siding panel for drained and back ventilated rainscreen systems

MAP-02 is an architectural panel entirely built out of high quality, durable aluminum and is designed with concealed brackets.

### ISOMETRIC VIEW



### STANDARD FOLDS



› Custom shapes and folds are available upon request.

## General Specifications

### SPECIFICATIONS

- Thermal expansion enhanced brackets.
- Quick installation.
- Non-combustible panels.
- Eco-friendly (solvent-free) powder coating providing more stable and resistant colours over time.
- Durable and fully recyclable once it reaches the end of its useful life.

### PERFORMANCE CRITERIA

- Maximum perimeter deflection under service loads is limited to L/180.
- Maximum panel deflection under service loads is limited to L/60.

### MATERIAL

- 5000 series aluminum. 3.2 mm (0.125") thick.
- Extruded 6000 series aluminum brackets.

### FINISH/COLOUR

- Electrostatic powder coating in accordance with AAMA 2604, and 2605 standards.
- Colour at the customer's choice.

### USAGE

- Outdoor use as exterior wall siding.\*†
- Indoor use as decorative panels.

\*To use these panels in a rainscreen system, the backing wall must be designed according to local building codes and standards in force by a competent building envelope professional.

† For buildings of 20 m (65'-6") or less in height with static wind pressures of 1.25 kPa (26 psf) or less. For buildings taller than 20m, an engineer must approve the strength of the panel substructure.

For any other application, contact Maibec's technical service.

## MAP Serie

### Data sheet MAP-02 | 3.2 mm (continued)

## Technical Specifications

#### DIMENSIONS

- Rectangular panels between 101,6 mm x 406,4 mm (4" x 16") and 1397 mm x 3531 mm (55" x 140").
- Square panels between 406,4 mm x 406,4 mm (16" x 16") and 1397 mm x 1397 mm (55" x 55").
- Panel Thickness: 25.4 mm (1").
- Assembly Thickness: 38.6 mm (1.520").
- Joints: 19.1 mm (0.750").

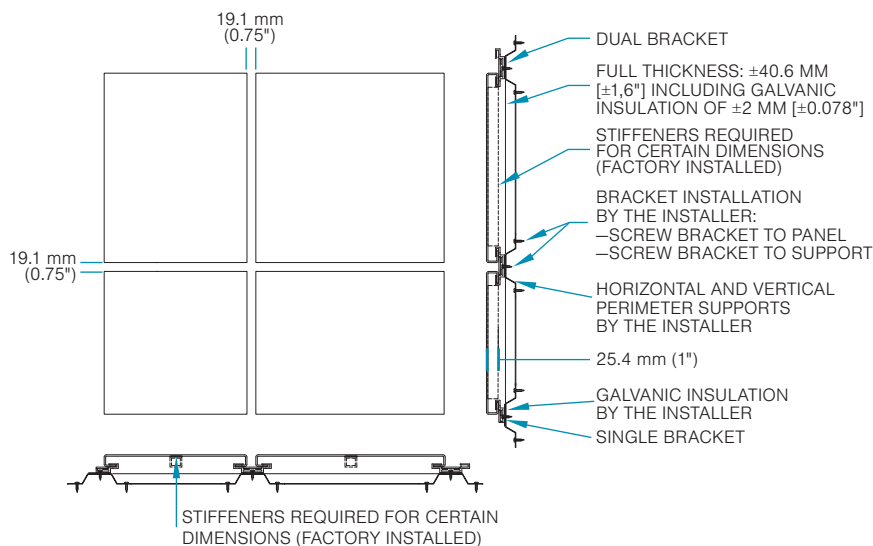
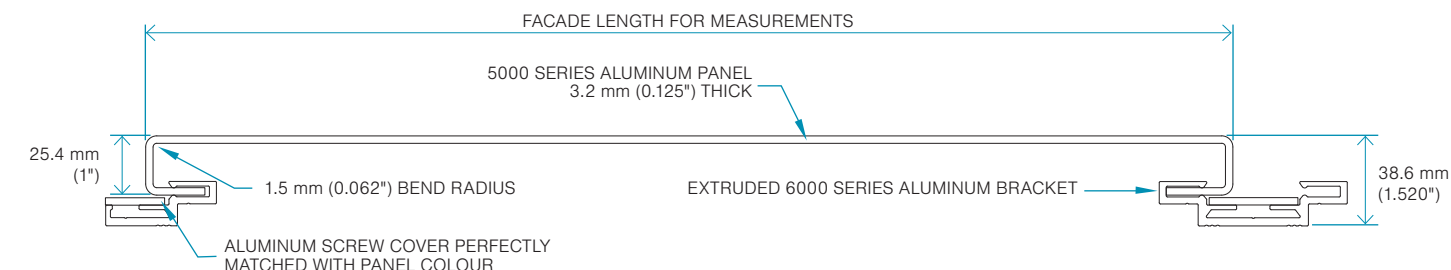
#### TOLERANCES

- $\pm 0.4$  mm ( $\pm 0.015$ ") from panel dimensions.
- At most, 1/1000 deviation from gross dimensions when squaring.

#### INSTALLATION

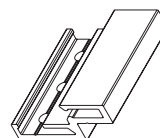
- The installer is responsible for sizing perimeter supports and their fasteners.
- He is also responsible for choosing minimum spacing and sizing of the panel fasteners.

## Additional specifications

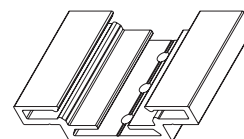


#### ACCESSORIES

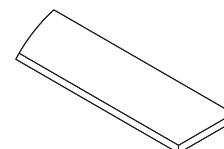
(Supplied with panels)



SINGLE BRACKET



DUAL BRACKET



BOTH 25.4 mm (1")  
AND 31.75 mm (1.25")  
SCREW COVERS

► All information contained in this data sheet is the sole property of Maibec.  
Any reproduction in whole or in part without Maibec's written permission is prohibited.